

MLS Area GP

Residential Statistics

Independence Title

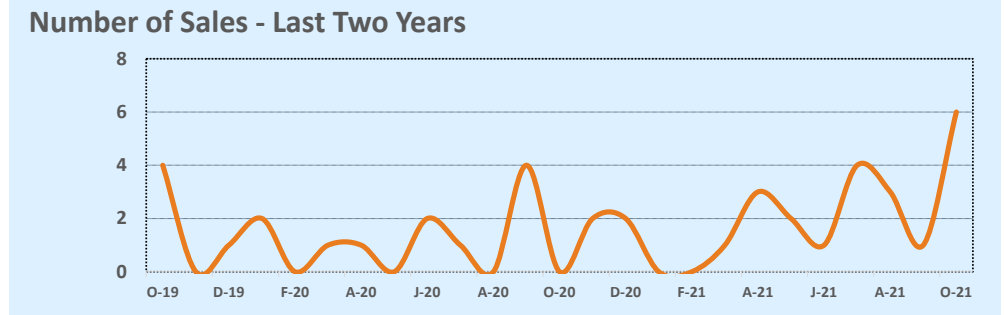
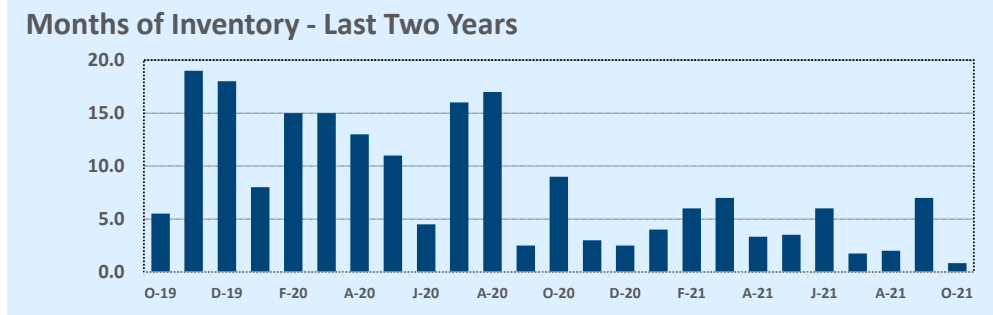
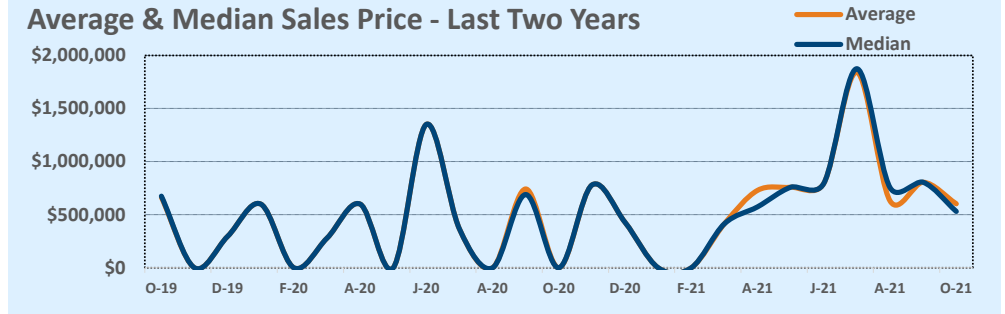
October 2021

Listings	This Month			Year-to-Date		
	Oct 2021	Oct 2020	Change	2021	2020	Change
Single Family Sales	6	--	--	21	11	+90.9%
Condo/TH Sales	--	--	--	--	--	--
Total Sales	6	--	--	21	11	+90.9%
New Homes Only	1	--	--	2	3	-33.3%
Resale Only	5	--	--	19	8	+137.5%
Sales Volume	\$3,616,500	--	--	\$18,592,200	\$8,115,000	+129.1%
New Listings	1	1	--	33	23	+43.5%
Pending	--	--	--	--	--	--
Withdrawn	--	1	--	2	11	-81.8%
Expired	--	1	--	2	11	-81.8%
Months of Inventory	0.8	9.0	-90.7%	N/A	N/A	--

Price Range	This Month			Year-to-Date		
	New	Sales	DOM	New	Sales	DOM
\$149,999 or under	--	--	--	--	--	--
\$150,000- \$199,999	--	--	--	--	--	--
\$200,000- \$249,999	--	--	--	--	--	--
\$250,000- \$299,999	--	--	--	--	--	--
\$300,000- \$349,999	--	--	--	--	--	--
\$350,000- \$399,999	--	--	--	1	2	21
\$400,000- \$449,999	--	1	9	2	2	39
\$450,000- \$499,999	--	1	18	2	1	18
\$500,000- \$549,999	--	2	31	3	3	23
\$550,000- \$599,999	--	1	8	2	2	7
\$600,000- \$699,999	--	--	--	3	--	--
\$700,000- \$799,999	--	--	--	2	3	9
\$800,000- \$899,999	1	--	--	5	2	21
\$900,000- \$999,999	--	--	--	2	--	--
\$1M - \$1.99M	--	1	6	4	4	9
\$2M - \$2.99M	--	--	--	3	2	92
\$3M+	--	--	--	4	--	--
Totals	1	6	17	33	21	24

Average	This Month			Year-to-Date		
	Oct 2021	Oct 2020	Change	2021	2020	Change
List Price	\$607,249	--	--	\$902,561	\$771,944	+16.9%
List Price/SqFt	\$410	--	--	\$394	\$274	+43.7%
Sold Price	\$602,750	--	--	\$885,343	\$737,727	+20.0%
Sold Price/SqFt	\$400	--	--	\$389	\$263	+47.7%
Sold Price / Orig LP	98.0%	0.0%	--	99.0%	96.5%	+2.6%
Days on Market	17	--	--	24	126	-80.9%

Median	This Month			Year-to-Date		
	Oct 2021	Oct 2020	Change	2021	2020	Change
List Price	\$567,250	--	--	\$685,000	\$649,000	+5.5%
List Price/SqFt	\$375	--	--	\$366	\$240	+52.7%
Sold Price	\$530,750	--	--	\$755,000	\$600,000	+25.8%
Sold Price/SqFt	\$358	--	--	\$373	\$228	+63.3%
Sold Price / Orig LP	97.7%	0.0%	+0.0%	100.0%	97.3%	+2.8%
Days on Market	11	--	--	9	81	-88.9%



Based on information from the Austin Board of REALTORS® (alternatively, from ACTRIS). Neither the Board nor ACTRIS guarantees or is in any way responsible for its accuracy. The Austin Board of REALTORS®, ACTRIS and their affiliates provide the MLS and all content therein "AS IS" and without any warranty, express or implied. Data maintained by the Board or ACTRIS may not reflect all real estate activity in the market.